


Float Type Level Transmitter

Model : ST-600



ST- 600

Float Type Level Transmitter

Features

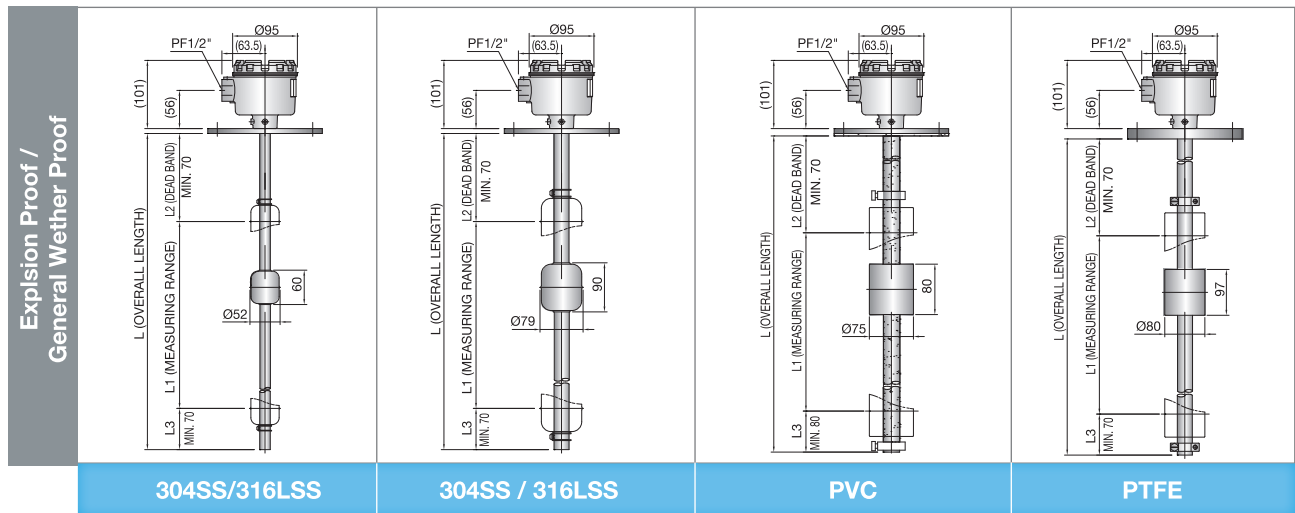
- Municipal Water, Industrial Water, LPG Tank, Chemical Tank ...
- Easy installation and wide application.
- Applicable to chemical liquid with coating on stem, such as PVC, PTFE, etc.

Principle

Reed switches which are built in the sensor are operated by the magnet float which moves up and down on the stem according to the material level.

At this time, resistance value from the resistors which are connected side by side with reed switches is changed between R1, and R10 according to the location of operating reed switch and this output value is transmitted to convertor and it is changed to mA by the convertor and transmitted to control unit to be indicated.

Overall Dimensions






- Special Float : 2" - 316SS (Ø52 x H60mm) & PVC(Ø50x H80mm) with JIS 10K 50A FF Flange

Specifications




DESCRIPTION		Type	304SS	316LSS	PVC	PTFE
Power Supply			15 ~ 32V DC			
Output Signal			4 ~ 20mA DC			
Temperature	Ambient		-20 ~ +60°C			
	Process		-20 ~ +150°C		-20 ~ +60°C	-20 ~ +150°C
Operating Pressure			15kgf/cm ² , 20kgf/cm ² (Option)		2Kgf/cm ²	0.5kgf/cm ²
Accuracy			10mm			
Specific Gravity			0.7 Min.		0.5 Min.	0.85 Min.
Viscosity			Max. 1000 cP			
Enclosure			Weather Proof, Explosion Proof (Ex d IIC T6, IP65)			
Material	Housing		ADC12			
	Stem		304SS	316LSS	304SS+PVC Coating	304SS+PTFE Coating
	Float		304SS	316LSS	PVC	PTFE

Specifications

► Level Controller

DESCRIPTION	Type	2 - Wire		
		SLI-100U	SLIC-4P	SLIC-4PD
Model				
Power Supply		110V/220V AC ±10%, 50/60Hz		
Contact Rating		250V AC, 5A		
Input Signal		-	4 ~ 20mA DC(2 Wire), 4 ~ 20mA DC24V(3 Wire), 1 ~ 5V DC(Optional)	
Ambient Temp.		0 ~ +60°C		
Control Output		Power Supply(24V DC)	Buzzer, L/AL, Control, H/AL, 2-Step, 3-Step	
Specific Gravity		Rack / Wall Mount	Wall Mount	Panel Mount
Enclosure		49(W) x 60(H) x 69(D)	87(W) x 156(H) x 68.2(D)	92(W) x 47(H) x 100(D)

► Level Indicator

DESCRIPTION	Type	SAI-100 (Analog)	SAI-65	SAI-100EX (Explosion Proof)	SDI-100 (Digital)
	Model				
Mounting Method		Panel Mount		Wall / Standing	Panel Mount
Input Signal		4 ~ 20mA DC			
Internal Resistance		98Ω			10Ω
Scale Range		0 ~ 100%			
Ambient Temperature		-20 ~ +60°C			
Weight		Approx. 450g	Approx. 450g	Approx. 10.7Kg	Approx. 670g
Cutting Size (mm)		Ø100, □ 89, Hole 4XØ6	Ø66, □ 64, Hole 4XØ5	2" pipe Yoke Mount (50A/2")	93(W) x 45(H) x 110(D)
Application		for Local Panel Indication			

Ordering Information

■ Float Type Level Transmitter (304SS/316SS)

ST-600 A 1 A 1 A 2 C

CONDUIT CONNECTION

A = PF 3/4"
 B = PT 3/4"
 C = PF 1/2" (Std.)
 D = PT 1/2"
 E = NPT1/2"
 F = NPT3/4"
 OP=etc.

ENCLOSURE

2 = Weather Proof (ADC)
 3 = Explosion Proof (Ex d IIC T6, IP65)

SPECIFIC GRAVITY OF LIQUID

A = Ø79 (More than 0.85 Std.) : 304SS or 316SS
 B = Ø102 (0.6) : 316SS
 D = Ø52 (0.98) : 316SS

MEASURING RANGE

1 = 0.5 ~ 1M
 2 = 0.5 ~ 2M
 3 = 0.5 ~ 3M
 4 = 0.5 ~ 4M
 5 = 0.5 ~ 5M
 6 = 0.5 ~ 6M (Max.)

OPERATING TEMPERATURE

A = -20 ~ + 80°C (Std.)
 B = -20 ~ +150°C (Max.)

MOUNTING SIZE

1 = JIS 10K 80A 6t FF Flange (Std.)
 2 = JIS 10K 100A 6t FF Flange (Std.)
 3 = JIS 10K 80A FF Flange
 4 = JIS 10K 100A FF Flange
 5 = PT 2" Socket
 6 = JIS 10K 50A FF Flange (Float OD : Ø52)
 7 = ANSI #150 3" RF Flange
 8 = ANSI #150 4" RF Flange
 OP = etc.

WET PART MATERIAL

A = 304SS (Std.)
 B = 316LSS

■ When placing an order, selected ordering number should be indicated on the purchase order sheet.

Ordering Information

■ Float Type Level Transmitter (PVC)

ST-600 C 1 A 1 B 3

CONDUIT CONNECTION

- 1 = PF 3/4
- 2 = PT 3/4
- 3 = PF 1/2 (Std.)
- 4 = PT 1/2
- 5 = NPT1/2"
- 6 = NPT3/4"
- OP = etc.

ENCLOSURE

- B = Weather Proof (ADC)
- C = Explosion Proof (Ex d IIC T6, IP65)

MEASURING RANGE

- 1 = 0 ~ 1M
- 2 = 0 ~ 2M
- 3 = 0 ~ 3M
- 4 = 0 ~ 4M
- 5 = 0 ~ 5M
- 6 = 0 ~ 6M (Max.)

OPERATING TEMPERATURE

A = -20 ~ + 60°C (Std.)

MOUNTING SIZE

- 1 = JIS 10K 80A FF Flange
- 2 = JIS 10K 100A FF Flange
- 3 = JIS 10K 50A FF Flange (Float OD : Ø50)
- 4 = ANSI #150 3" RF Flange
- 5 = ANSI #150 4" RF Flange
- OP = etc.

WET PART MATERIAL

- C = PVC
- Float Ø75(S.G. 0.62)

- When placing an order, selected ordering number should be indicated on the purchase order sheet.

Ordering Information

■ Float Type Level Transmitter (PTFE)

ST-600 D 1 A 1 B 3

CONDUIT CONNECTION

- 1 = PF 3/4
- 2 = PT 3/4
- 3 = PF 1/2 (Std.)
- 4 = PT 1/2
- 5 = NPT1/2"
- 6 = NPT3/4"
- OP = etc.

ENCLOSURE

- B = Weather Proof (ADC)
- C = Explosion Proof (Ex d IIC T6, IP65)

MEASURING RANGE

- 1 = 0 ~ 1M
- 2 = 0 ~ 2M
- 3 = 0 ~ 3M
- 4 = 0 ~ 4M
- 5 = 0 ~ 5M
- 6 = 0 ~ 6M (Max.)

OPERATING TEMPERATURE

- A = -20 ~ + 80°C (Std.)
- B = -20 ~ +150°C (Max.)

MOUNTING SIZE

- 1 = JIS 10K 80A 6t FF Flange
- 2 = JIS 10K 100A 6t FF Flange
- 3 = JIS 10K 80A FF Flange
- 4 = JIS 10K 100A FF Flange
- 5 = ANSI #150 3" RF Flange
- 6 = ANSI #150 4" RF Flange
- OP = etc.

WET PART MATERIAL

- D = PTFE
- Float Ø80(S.G. 1.0)

■ When placing an order, selected ordering number should be indicated on the purchase order sheet.



14, Dunchon-daero 457beon-gil, Jungwon-gu
Seongnam-si, Gyeonggi-do, Korea[Zip.13218]

☎ +82-31-627-9000 🏠 +82-31-624-5345

<http://www.seojin.biz>

2019 Edition Rev.1 (printed by Daumi)

■ Specifications subject to change without notice