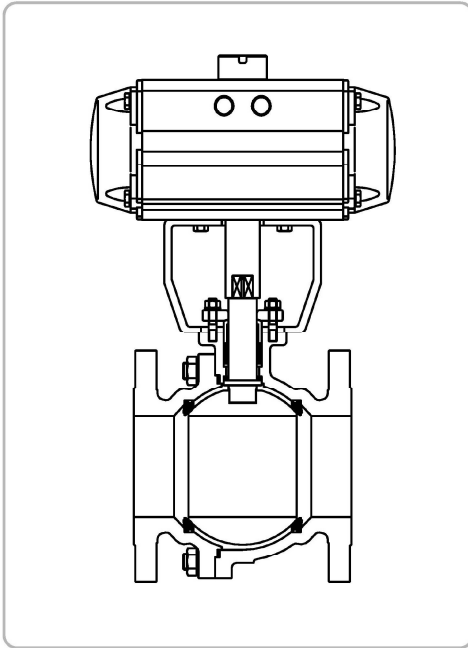


BALL VALVE

2-PIECE FLOATING & TRUNNION TYPE

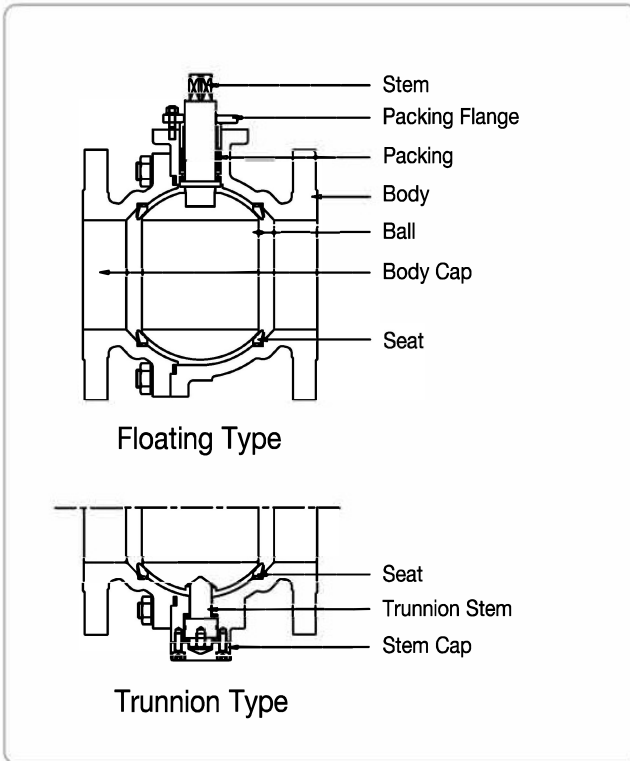
BALL VALVE



1. INTRODUCTION : FLOATING TYPE

2100 Series : General service ball valves are designed as a side entry type that is a casted two-piece. It is available in several sizes from 1/2" to 8" that is a full port or reduced type valve. It offers ANSI class rating of up to 600Lb and temperature ratings of -46°C to 200°C.

Serial floating ball valves are mainly applicable to natural gas, oil products, chemical engineering, metallurgy, urban planning, environmental protection, pharmaceuticals and food industries, among which the anti-sulfur series are used for long delivery pipes of natural gas that contains hydrogen sulphide medium, significant amounts of impurities and corrosive substances.



2. INNER STRUCTURE & PART-NAMES

Pressure Rating

Ansi Class 150, 300, 600, 900, 1500

End Connection

Flange End : FF, RF, RTJ, SW, BW, etc.

Material

Body : A216-WCB, A351-CF8/CF8M/CF3/CF3M, etc.

Trim : A276-304/316/304L/316L, etc.

Gasket : A240-316 + Graphite Spiral Wound, etc.

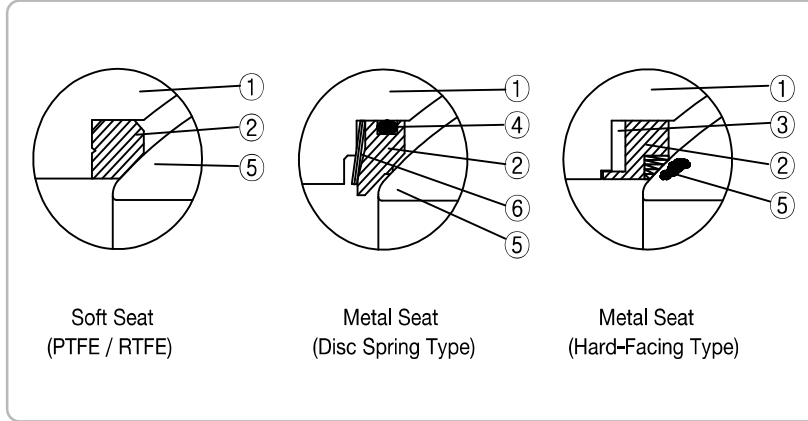
Flow Direction

FTC : Flow action to Close

BALL VALVE

2-PIECE FLOATING & TRUNNION TYPE

3. SEAT TYPE



BALL VALVE

4. STANDARD SIZE & Cv VALUE

Valve Type		2 Way Globe For Floating Type										Remark
Size	inch		1		2		3	4	5	6	8	
	mm	20	25	40	50	65	80	100	125	150	200	
Cv Value (Full)		65	94	260	480	750	1300	2300	3600	5400	10000	

5. FLOATING BALL VALVE TORQUE

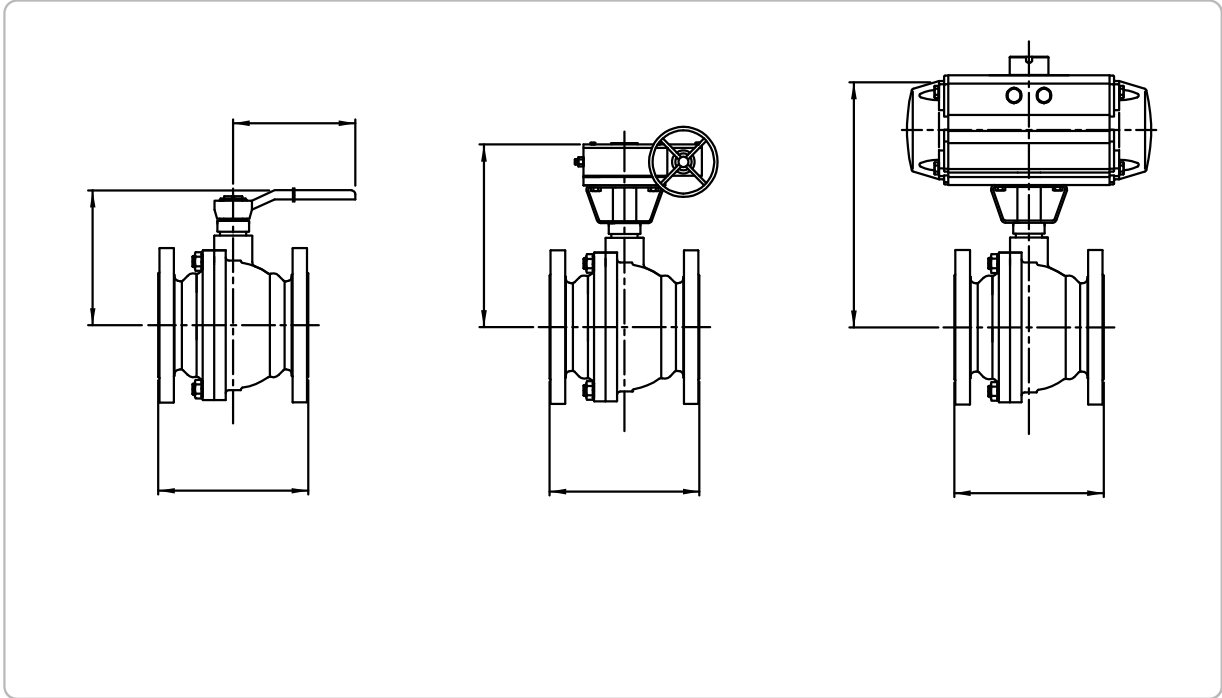
Unit : mm

Class(Lb)	NPS(inch)	1/2	3/4	1	1 1/2	2	2 1/2	3	4	5	6	8	10	12
	150		26	32	45	51	87	112	133	214	380	540	1050	1290
300		31	85	81	102	120	153	178	377	650	866	1630	2150	2470
600		56	103	148	183	225	283	340	638	890	1520	2650	3150	3720
900		69	139	190	245	304	382	424	863	1630	2480	3850	4880	5790
1500		113	216	304	385	476	573	688	1351	2120	3850	5950	7250	8820
Pressure(Mpa)	Size(mm)	15	20	25	40	50	65	80	100	125	150	200	250	300
	1.6		26	32	45	51	87	112	133	214	380	540	1050	1290
2.5 ~ 4.0		31	85	81	102	120	153	178	377	650	866	1630	2150	2470
6.4		56	103	148	183	225	283	340	638	890	1520	2650	3150	3720
10.0		69	139	190	245	304	382	424	863	1630	2480	3850	4880	5790

BALL VALVE

2-PIECE FLOATING & TRUNNION TYPE

6. STANDARD EXTERNAL DIMENSIONS



BALL VALVE

6-1. STANDARD EXTERNAL DIMENSIONS : PN1.6MPa(Class150Lb)

Unit : mm

NPS	inch	1/2	3/4	1	1 1/4	1 1/2	2	2 1/2	3	4	5	6	8
DN	mm	15	20	25	32	40	50	65	80	100	125	150	200
Face To Face	L	108	117	127	140	165	178	190	203	229	356	394	457
Manual Handle	M	130	130	160	195	230	230	400	400	650	1050	1050	1410
Center to Top-face	H1	59	63	75	85	95	107	142	152	178	252	272	342
	H2	122	126	162	165	169	209	239	258	337	437	437	537
	H3	200	204	257	260	264	340	370	389	594	646	646	781

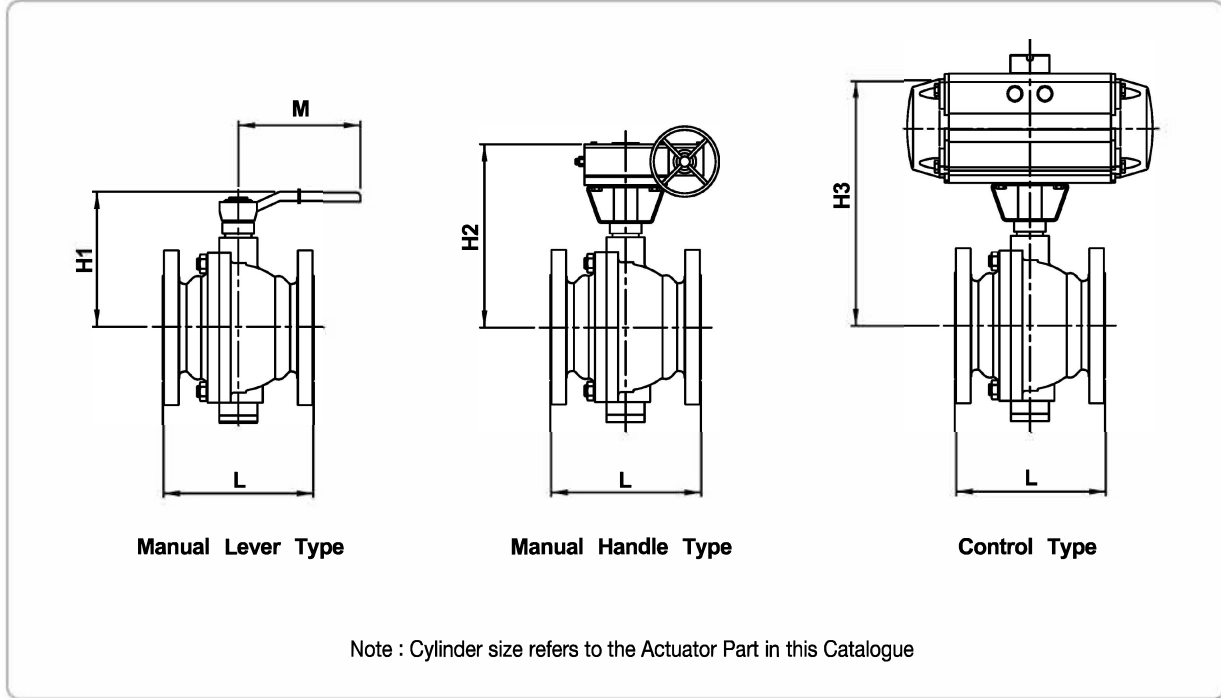
6-2. STANDARD EXTERNAL DIMENSIONS : PN2.5MPa(Class300Lb)

Unit : mm

NPS	inch	1/2	3/4	1	1 1/4	1 1/2	2	2 1/2	3	4	5	6	8
DN	mm	15	20	25	32	40	50	65	80	100	125	150	200
Face To Face	L	140	152	165	178	190	216	241	283	305	381	403	502
Manual Handle	M	130	130	160	195	230	230	400	400	650	1050	1050	1410
Center to Top-face	H1	59	63	75	85	95	107	142	152	178	252	272	342
	H2	122	126	162	165	169	209	248	295	375	437	500	615
	H3	200	204	257	260	264	340	379	452	594	646	744	920

BALL VALVE

2-PIECE FLOATING & TRUNNION TYPE



BALL VALVE

6-3. STANDARD EXTERNAL DIMENSIONS : PN4.0MPa (Class 300Lb)

Unit : mm

NPS	inch	1/2	3/4	1	1 1/4	1 1/2	2	2 1/2	3	4	5	6	8
DN	mm	15	20	25	32	40	50	65	80	100	125	150	200
Face To Face	L	140	152	165	178	190	216	241	283	305	381	403	502
Manual Handle	M	130	130	160	195	230	230	400	400	650	1050	1050	1410
Center to Top-face	H1	59	63	75	85	95	107	142	152	178	252	272	342
	H2	122	126	162	165	169	209	239	258	337	437	437	537
	H3	200	204	257	260	264	340	370	389	594	646	646	781

6-4. STANDARD EXTERNAL DIMENSIONS : PN6.4MPa (Class 400Lb), PN10.0MPa (Class 600Lb)

Unit : mm

NPS	inch	1/2	3/4	1	1 1/4	1 1/2	2	2 1/2	3	4	5	6	8
DN	mm	15	20	25	32	40	50	65	80	100	125	150	200
Face To Face	L	165	190	216	229	241	292	330	356	406	-	-	-
Manual Handle	M	160	160	230	320	400	400	650	650	1050	-	-	-
Center to Top-face	H1	59	63	75	85	95	167	180	198	198	-	-	-
	H2	122	145	146	158	169	209	248	295	375	-	-	-
	H3	200	204	241	252	264	340	379	452	584	-	-	-